



US00D956970S

(12) **United States Design Patent**
Bambury et al.

(10) **Patent No.:** **US D956,970 S**

(45) **Date of Patent:** **** Jul. 5, 2022**

(54) **DEPLOYMENT TOOL FOR AN IMPLANT**

(71) Applicant: **Signum Surgical Limited**, Galway (IE)

(72) Inventors: **Eoin Bambury**, Galway (IE); **Moshe Zilversmit**, Campbell, CA (US); **Ciaran O'Sullivan**, County Galway (IE); **Eugene Skelton**, Dublin (IE)

(73) Assignee: **Signum Surgical Limited**, Galway (IE)

(**) Term: **15 Years**

(21) Appl. No.: **29/717,843**

(22) Filed: **Dec. 19, 2019**

(30) **Foreign Application Priority Data**

Jun. 20, 2019 (EP) 006585808-0001
Jun. 20, 2019 (EP) 006585808-0002
Jun. 20, 2019 (EP) 006585808-0003

(51) **LOC (13) Cl.** **24-02**

(52) **U.S. Cl.**
USPC **D24/133**

(58) **Field of Classification Search**
USPC D24/133, 140, 146, 150, 155, 157, 113,
D24/127; D8/308, 315, 316, 318, 319,
D8/320
CPC A61F 9/0017; A61F 9/00781; A61F 9/008;
A61F 9/00709; A61F 9/00736; A61F 2/14
See application file for complete search history.

(56) **References Cited**

U.S. PATENT DOCUMENTS

D402,757 S * 12/1998 Davis D24/133
D418,601 S * 1/2000 McGugan D19/175
D445,899 S * 7/2001 McLeod D24/145
D483,475 S * 12/2003 Kirwan D24/108
D490,152 S * 5/2004 Myall D24/133

D492,995 S * 7/2004 Rue D24/113
D496,730 S * 9/2004 Morawski A61B 17/3211
D24/133
D515,214 S * 2/2006 Jackson, III D24/176
D516,895 S * 3/2006 Minkler D8/300
D530,680 S * 10/2006 Fox D13/168
D551,994 S * 10/2007 Ahsen-Bore D10/70
D565,733 S * 4/2008 Andre D24/133
D571,010 S * 6/2008 Cote A61B 17/3211
D24/147

(Continued)

Primary Examiner — T Chase Nelson

Assistant Examiner — Kelly L Gross

(74) *Attorney, Agent, or Firm* — Bookoff McAndrews, PLLC

(57) **CLAIM**

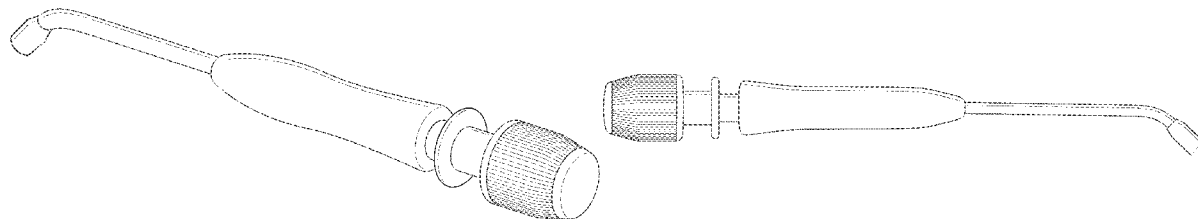
The ornamental design for a deployment tool for an implant, as shown and described.

DESCRIPTION

FIG. 1 is a left side perspective view of an embodiment of a deployment tool for an implant showing our new design; FIG. 2 is another left side perspective view thereof; FIG. 3 is another left side perspective view thereof; FIG. 4 is a right side perspective view thereof; FIG. 5 is another right side perspective view thereof; FIG. 6 is a right side view thereof, wherein the right side view thereof mirrors a left side view thereof; FIG. 7 is a rear perspective view thereof; and, FIG. 8 is an enlarged underside view of a front end of the deployment tool for an implant.

The wavy broken line shown in FIG. 8 indicates a cut off line to show the enlarged underside view of the front end of the deployment tool and it is understood that the wavy broken line forms no part of the claimed design. The additional broken lines shown in the drawings illustrate portions of the deployment tool that form no part of the claimed design.

1 Claim, 8 Drawing Sheets



(56)

References Cited

U.S. PATENT DOCUMENTS

D581,530 S *	11/2008	Thierfelder	D24/133	D794,194 S *	8/2017	Schuerg	D24/144
D590,946 S *	4/2009	Baynham	D24/146	D795,424 S *	8/2017	Sloss	D24/138
D616,095 S *	5/2010	Kim	D24/140	D799,040 S *	10/2017	Melnikoff	D24/152
D619,243 S *	7/2010	Petersen	D24/108	D799,043 S *	10/2017	Storch	D24/156
D634,843 S *	3/2011	Kim	D24/140	D834,702 S *	11/2018	Evans	D24/110
D636,873 S *	5/2011	Palmer	D24/146	D846,738 S *	4/2019	Kalina, Jr.	D24/133
D655,414 S *	3/2012	Cuschieri	D24/133	D853,561 S *	7/2019	Guo	A61N 1/37205 D24/138
D669,983 S *	10/2012	Dapri	D24/133	D870,897 S *	12/2019	Katzberg	D24/187
D670,381 S *	11/2012	Dapri	D24/133	D877,328 S *	3/2020	Alsiddiky	D24/135
D679,014 S *	3/2013	Jayaraj	D24/144	D879,960 S *	3/2020	Melnikoff	D24/152
D685,092 S *	6/2013	Morawski	A61B 17/3211 D24/147	D895,107 S *	9/2020	Zhang	D24/121
D691,274 S *	10/2013	Buckels	D24/167	D896,368 S *	9/2020	Zhang	D24/121
D703,707 S *	4/2014	Foster	D15/123	D901,683 S *	11/2020	Kalina, Jr.	D24/133
D704,836 S *	5/2014	Shiao	D24/141	D903,100 S *	11/2020	Stats	D24/112
D708,324 S *	7/2014	Schwarz	D24/133	D910,836 S *	2/2021	Sandberg	A61F 2/88 D24/112
D719,651 S *	12/2014	Hoffmann	D24/133	D911,521 S *	2/2021	Swift	D24/135
D724,725 S *	3/2015	Chang	D24/133	D918,382 S *	5/2021	Naughton	D24/112
D735,327 S *	7/2015	Van Wyk	D24/133	D929,580 S *	8/2021	Bornhof	D24/130
D736,923 S *	8/2015	Snow	D24/146	D929,582 S *	8/2021	Neimy	D24/133
D737,440 S *	8/2015	Shabaz	D24/146	D929,583 S *	8/2021	Neimy	D24/133
D740,422 S *	10/2015	Herfort	D24/147	D929,586 S *	8/2021	Williams	D24/140
D741,483 S *	10/2015	Solingen	D24/146	D931,448 S *	9/2021	Taylor	D24/133
D747,802 S *	1/2016	Freigang	D24/133	D933,207 S *	10/2021	Wirth	D24/133
D748,254 S *	1/2016	Freigang	D24/133	D933,208 S *	10/2021	Wirth	D24/133
D755,368 S *	5/2016	Efinger	D24/112	D933,214 S *	10/2021	Garell	D24/133
D755,383 S *	5/2016	Pfister	D24/144	D933,216 S *	10/2021	Gloess	D24/133
D758,565 S *	6/2016	Efinger	D24/112	D933,225 S *	10/2021	Marsteller	D24/150
D765,841 S *	9/2016	Schuerg	D24/144	D933,226 S *	10/2021	Marsteller	A61F 9/007 D24/150
D765,842 S *	9/2016	Schuerg	D24/144	D933,227 S *	10/2021	Cady	A61F 9/007 D24/150
D766,432 S *	9/2016	Schuerg	D24/144	D933,820 S *	10/2021	Ota	D24/133
D767,760 S *	9/2016	Suwito	D24/141	D935,023 S *	11/2021	Le Faucheur	D24/152
D770,044 S *	10/2016	Fiksen	D24/144	D935,093 S *	11/2021	Huang	D28/10
D770,618 S *	11/2016	Fiksen	D24/144	D936,212 S *	11/2021	Hopp	D24/115
D772,412 S *	11/2016	Efinger	D24/147	D938,250 S *	12/2021	Dalton	D8/71
D776,259 S *	1/2017	Eldredge	D24/112	D938,251 S *	12/2021	Oberlin	D8/71
D776,260 S *	1/2017	Eldredge	D24/112	D938,583 S *	12/2021	Yan	D24/133
D779,053 S *	2/2017	Kobida	D24/108	2012/0123516 A1 *	5/2012	Gerdts	A61F 2/966 623/1.12
D785,796 S *	5/2017	Efinger	D24/147	2015/0335452 A1 *	11/2015	Rao	A61F 2/95 623/23.66
D786,429 S *	5/2017	Cummins	D24/141	2021/0052403 A1 *	2/2021	Chu	A61F 2/88
D787,675 S *	5/2017	Salehi	D24/147				
D791,318 S *	7/2017	Jutila	D24/141				
D794,192 S *	8/2017	Schuerg	D24/144				
D794,193 S *	8/2017	Schuerg	D24/144				

* cited by examiner

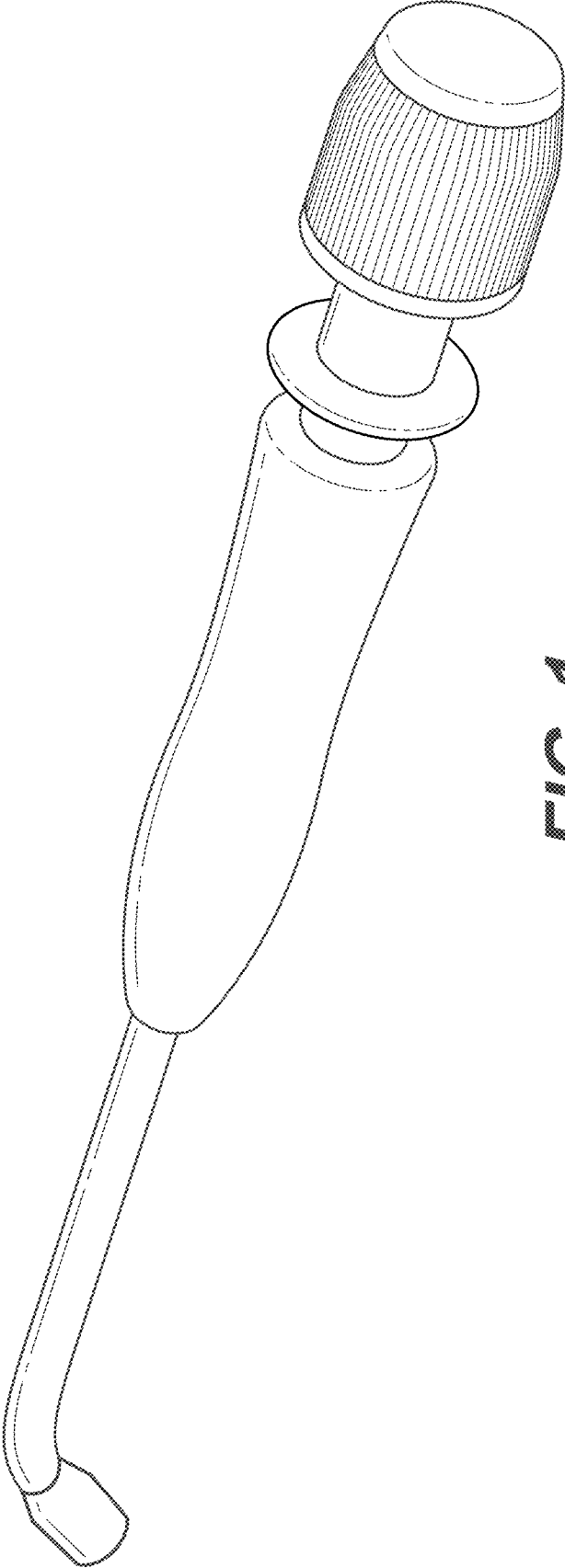


FIG. 1

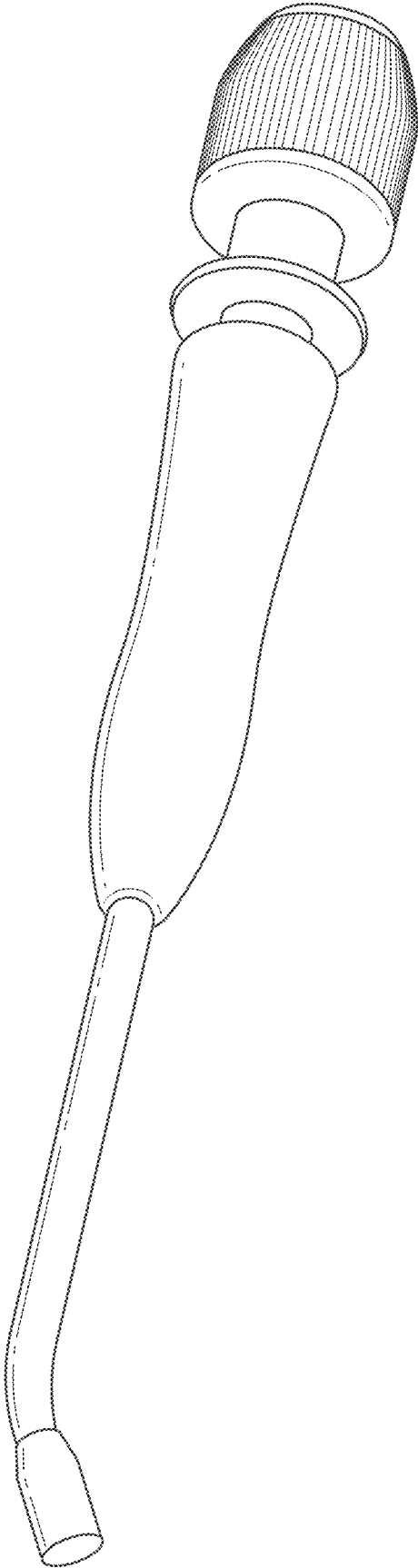


FIG. 2

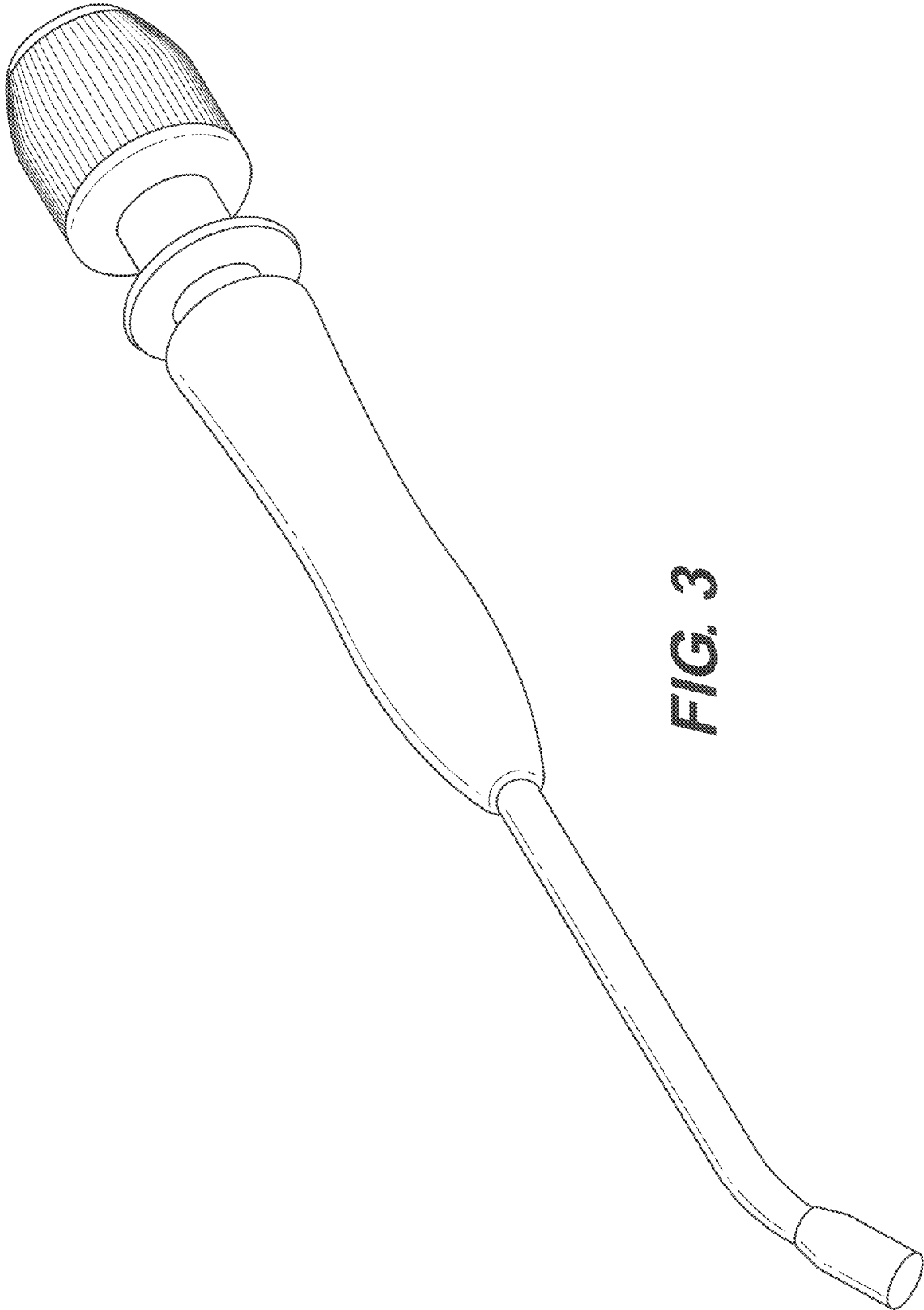


FIG. 3

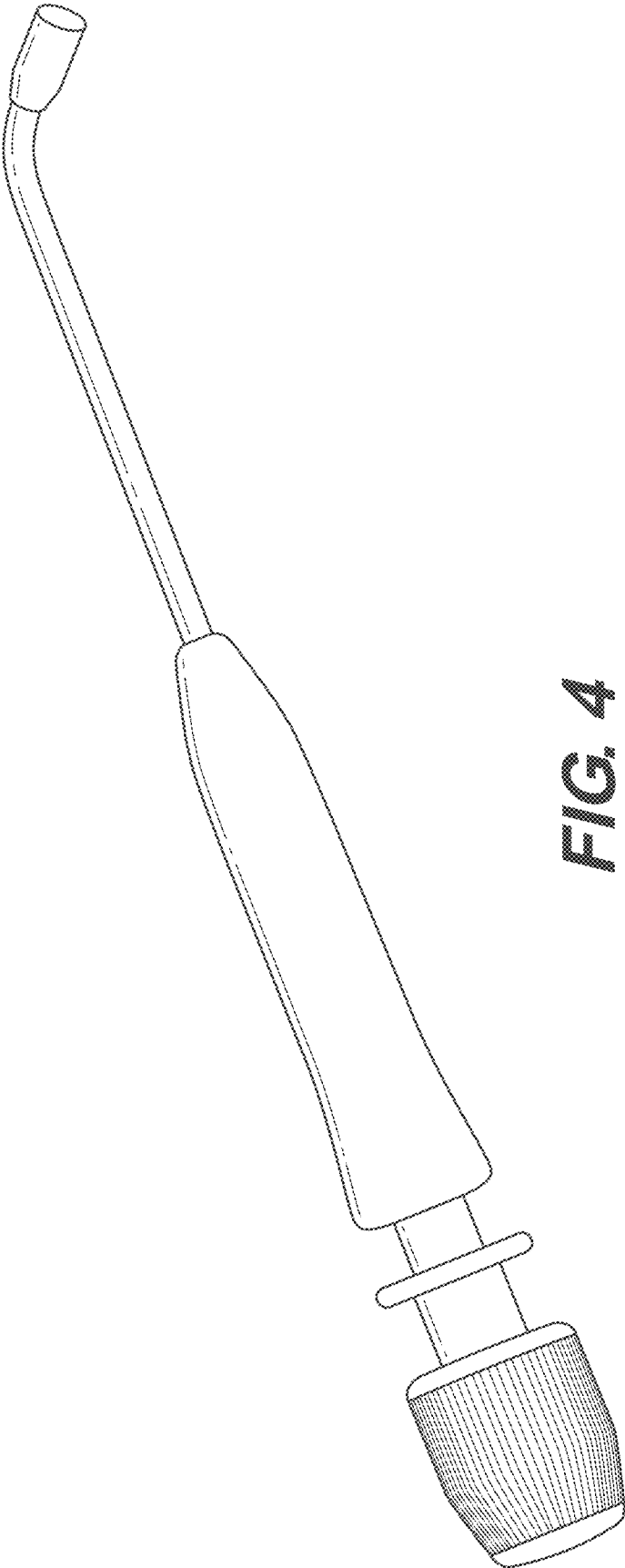


FIG. 4

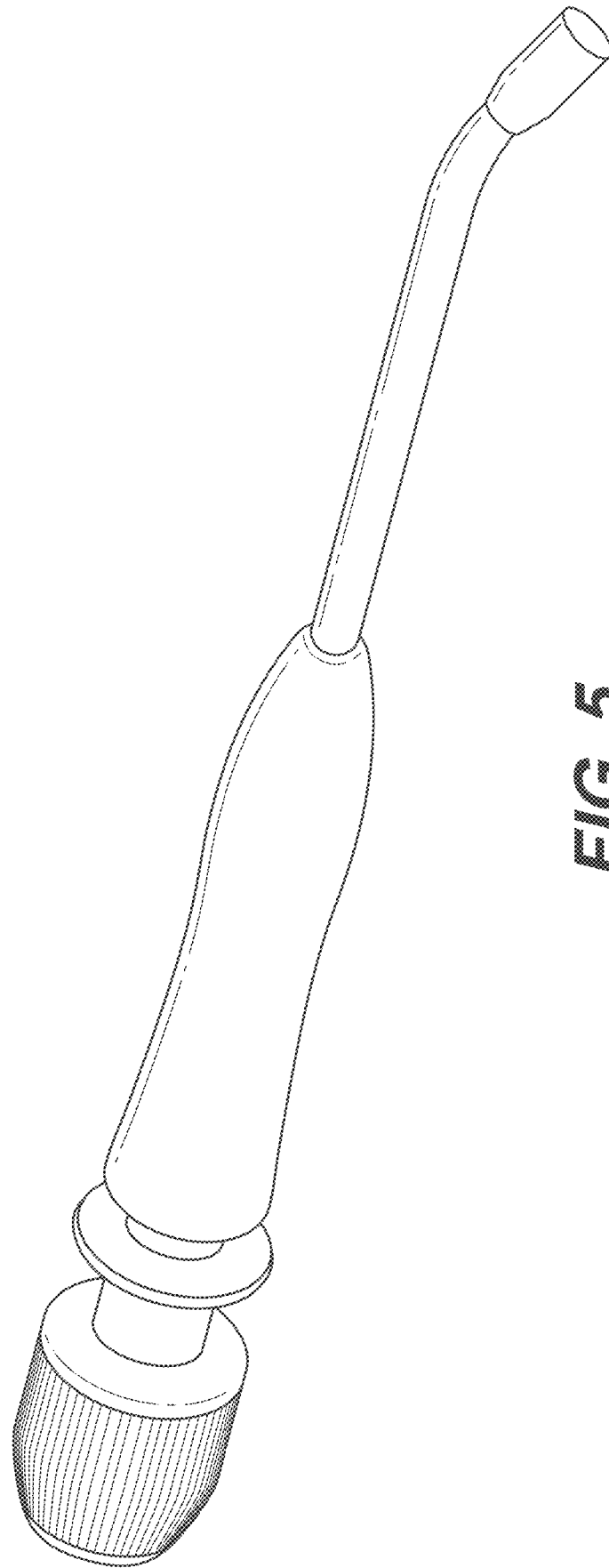


FIG. 5

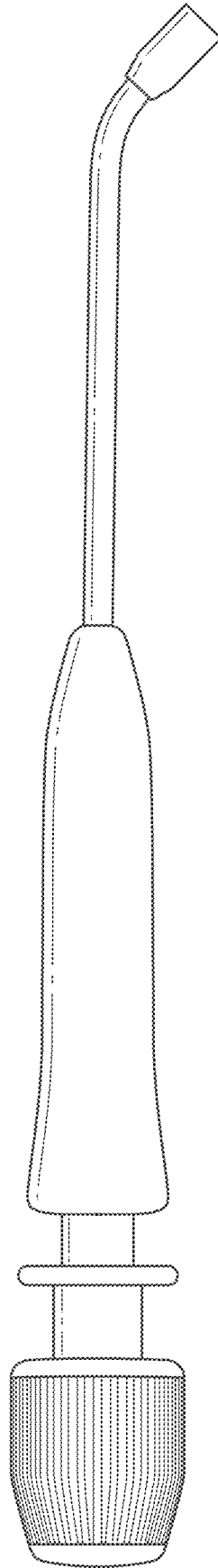


FIG. 6

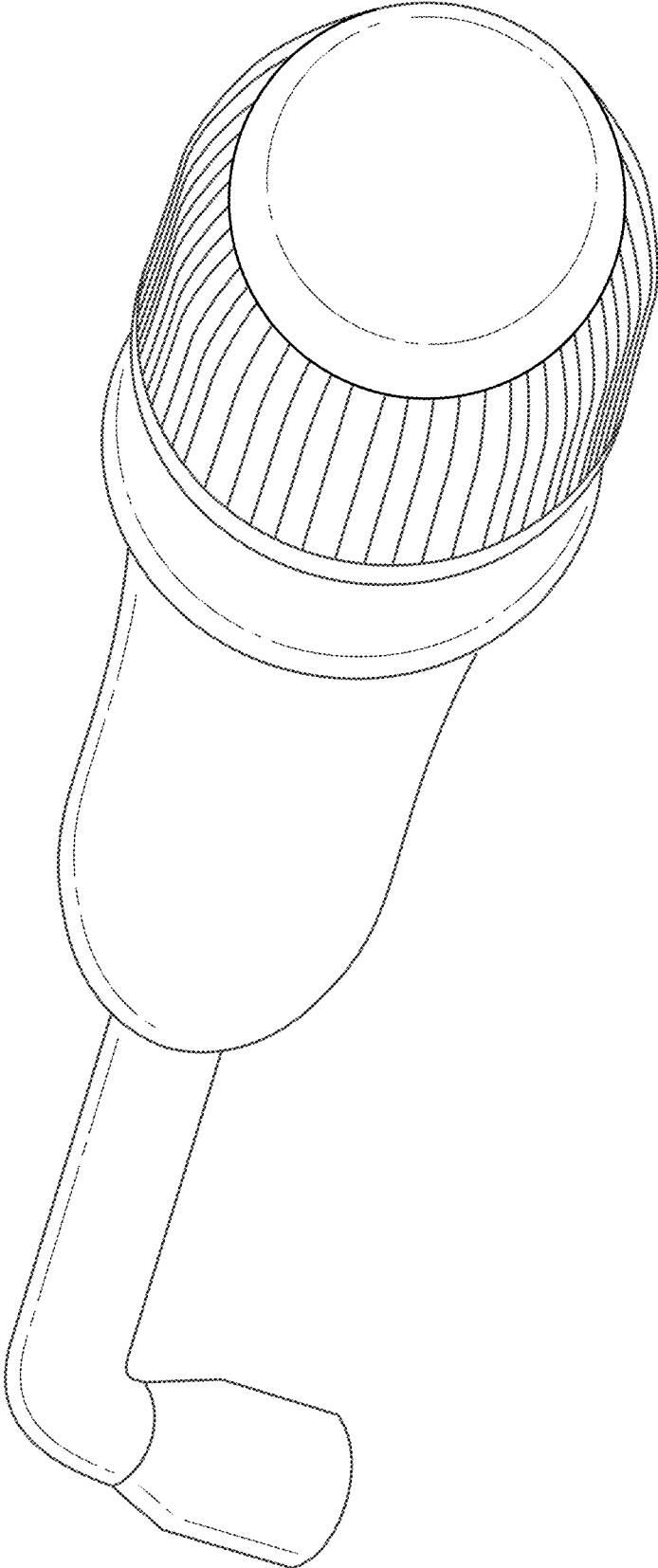


FIG. 7

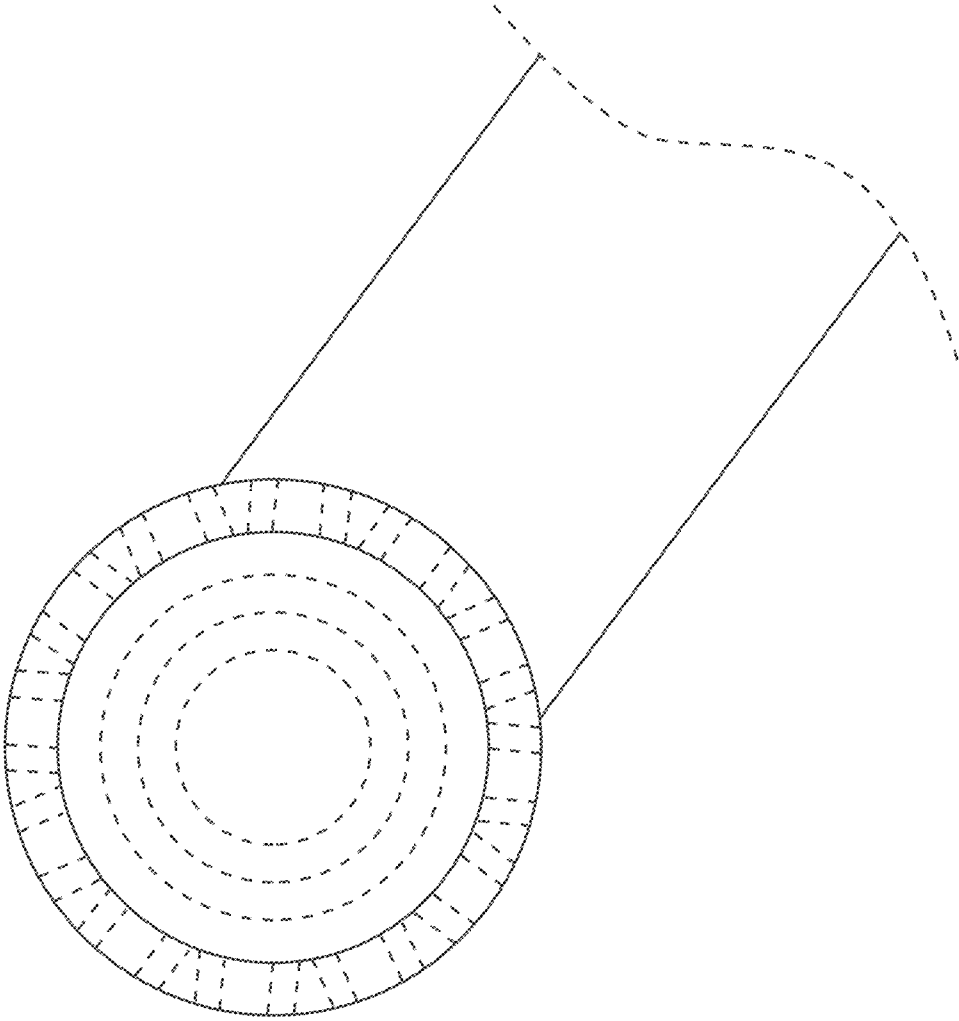


FIG. 8